


SPECIFICATION SHEET

DOUBLE ACTING MANHOLE BRACE

V1



INTRODUCTION

OVERVIEW

The Double Acting Manhole Brace is a four-sided hydraulic bracing system for use with trench sheets. It is suitable for light to medium excavations and the legs can be fully expanded and retracted by use of a hand pump.

Legs are connected by single pin corners that allow a degree of articulation and incorporate lock-off valves for additional security and ease of use when releasing and connecting hydraulic hoses.

The Double Acting Manhole Brace can be used for excavations between 2 metres and 7 metres, sheet to sheet.

KEY BENEFITS

QUICK AND EASY INSTALLATION

Able to extend both ways, the legs can be positioned without precise pre-measurement, reducing set-up time and labour during installation.

PRECISE LOAD ADJUSTMENT

Controlled expansion in both directions makes it easier to apply the exact pressure required against excavation walls, improving stability and reducing the risk of over/under-loading.

IMPROVED SAFETY

Consistent and adjustable pressure enhances excavation support, preventing the risk of wall collapse and providing a safe environment for personnel to work in.

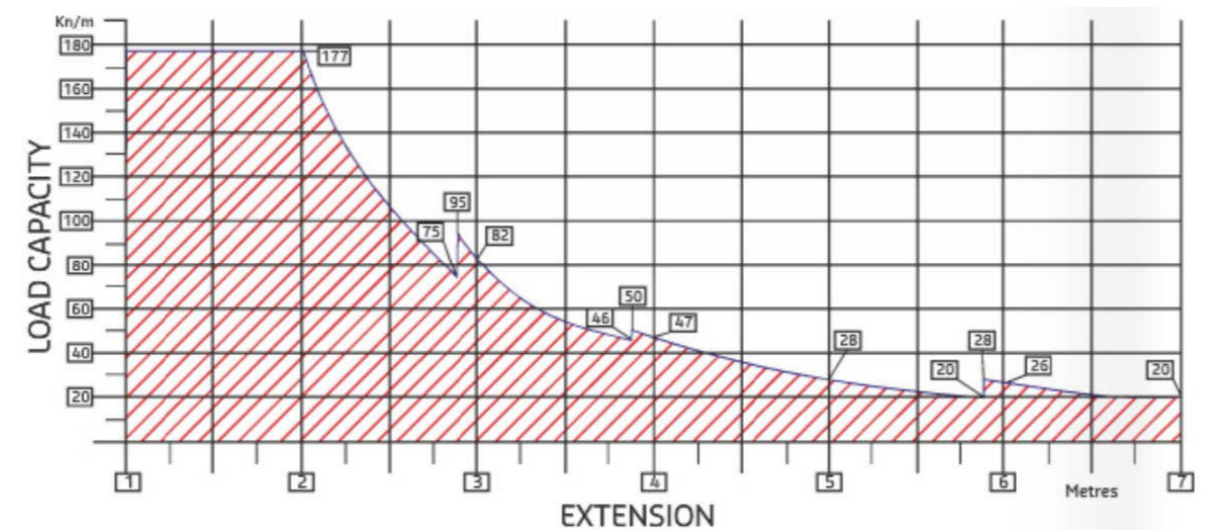

VERSATILITY IN CONFINED SPACES

Particularly effective in manholes, shafts, trenches and other tight areas where traditional support systems are too rigid or difficult to install.

BETTER ALIGNMENT AND STABILITY

Maintains even pressure distribution across excavation walls, reducing the likelihood of misalignment or localised failure points.

SPECIFICATION



CODE	LEG TYPE	LEG WEIGHT (kg)	STS* (mm)		SECTION SIZE (mm)
			MIN	MAX	
TL900423	A	225	1980	2980	180 x 180
TL900424	B	278	2980	3980	180 x 180
TL900425	C	331	3980	4980	180 x 180
TL900426	D	383	4980	5980	180 x 180
TL900427	E	505	5980	6980	180 x 180

*Sheet To Sheet dimension

TALKING TO US IS EASY
WE'RE HERE TO HELP

Call us on 0333 300 3470
Email us at sales@cqegroup.com
www.cqegroup.com

