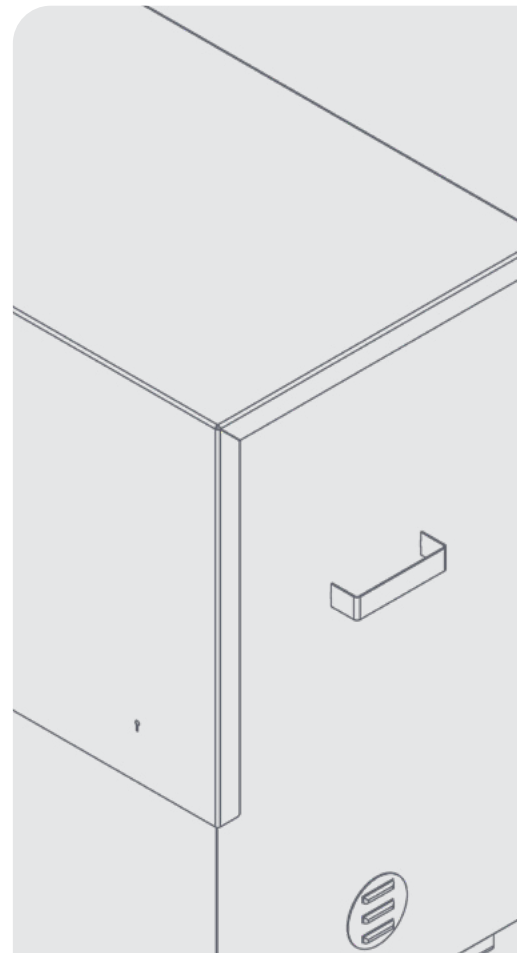


USER GUIDE

SITE STORAGE BOX



DISCLAIMER

Do not attempt to handle or operate this equipment before you have received sufficient training. It is imperative that you have read the General Safety Instructions on page 08 and sufficiently familiarised yourself with the Operational Procedures in this document.

Note that this item is compliant only to the standards specified in this User Guide and it is therefore the duty of the responsible person(s) to review and ensure compliance.

CONTENTS

PRODUCT INFORMATION	
INTRODUCTION	04
SPECIFICATION	05
PARTS DIAGRAM	06
OPERATIONAL PROCEDURES	
IMPORTANT USAGE NOTES	07
LIFTING WITH A FORKLIFT INSTRUCTIONS	07
SAFETY INSTRUCTIONS	
SAFETY INSTRUCTIONS	08
GENERAL NOTES	09
LEGAL	
TERMS AND CONDITIONS	10
EC DESIGN CONFORMITY	14
STANDARDS AND REGULATIONS APPLICABLE	15

INTRODUCTION

OVERVIEW

The Conquip [Site Storage Box](#) is a method of storing tools and small equipment to provide security and protection. Overhead door, complete with locks, allows easy access to stored goods and provides the highest security.

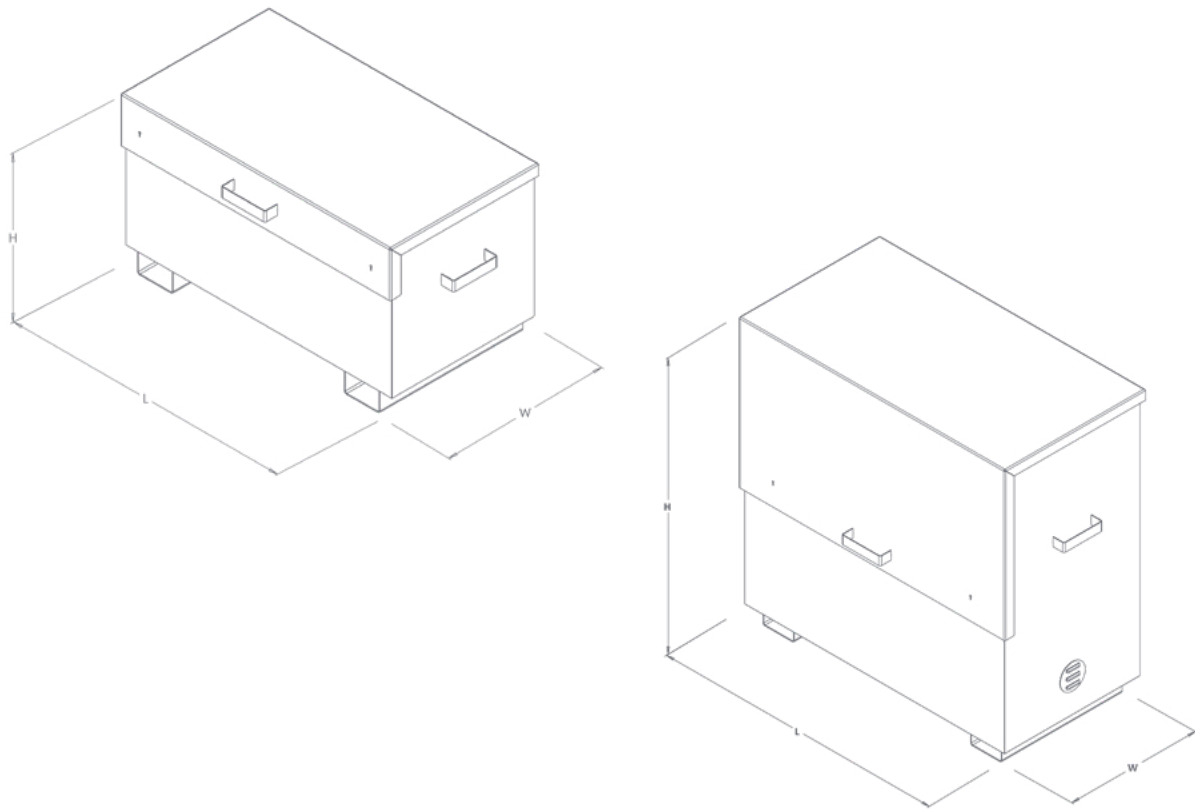
KEY BENEFITS

- Steel folded plate design with powder coated finish offers maximum strength and durability.
- Strong gas struts allow the door to be opened and closed with ease.
- Twin internal 5-lever mortice deadlocks offer protection against theft.
- Comes with standard size fork pockets to enable easy manoeuvrability.
- Available in a wide range of sizes.
- Can be fitted with castor wheels to enable it to be moved short distances around site easily.

SPECIFICATION

SITE STORAGE BOX

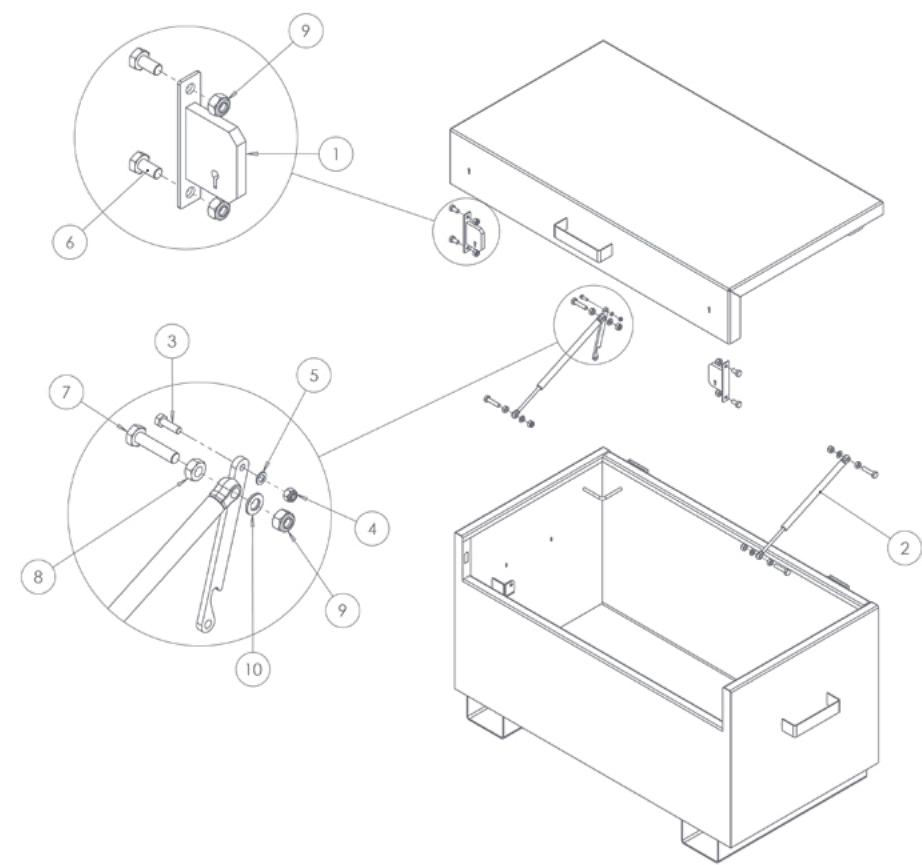
ITEM	PRODUCT CODE
Site Storage Box 198	ST104-00198
Site Storage Box 523	ST104-00523
Site Storage Box 572	ST104-00572
Site Storage Box 884	ST104-00884
Site Storage Box 950	ST104-00950



LENGTH (mm)	WIDTH (mm)	HEIGHT (mm)	WEIGHT (kg)
885	470	450	32
1210	625	645	65
1150	615	640	80
1925	615	640	119
1220	600	1185	89

PARTS DIAGRAM

SITE STORAGE BOX



ITEM NUMBER	PART	DESCRIPTION	QUANTITY
1	Lock Mechanism	Lock Mechanism	2
2	Gas Strut	200mm Stroke Length Gas Strut, F=300N	2
3	Hex Head Bolt	M6 x 20 Hex Head Bolt	1
4	NS800826	M6 Nyloc Nut	1
5	NS800737	M6 Washer Form A	1
6	NS800666	M10 x 20 Hex Head Bolt	4
7	NS800715	M10 x 45mm	4
8	NS800017	M10 Full Nut	4
9	NS800013	M10 Nyloc Nut	8
10	NS800262	M10 Washer	4

NOTE: These parts are for this model, they may differ for previous versions. Please contact Conquip with any queries.

OPERATIONAL PROCEDURES

IMPORTANT USAGE NOTES

- The Site Storage Box is designed to be lifted when empty only.
- Do not raise or transport whilst storing equipment or materials.
- Do not use to store any hazardous chemicals.

LIFTING WITH A FORKLIFT

01. To lift the Site Storage Box with a forklift, set the machine’s forks to the correct width for the Site Storage Box’s fork pockets. Make sure that they are equidistant from the centre.
02. Drive the telehandler to the Site Storage Box aligning the forks with the fork pockets.
03. Move the forklift forward until the forks are fully inserted into the fork pockets. The box is now ready to move.
04. Carefully raise the box just off the ground and check for balance and security.
05. Carefully transport the box to its required destination, taking care not to jolt.
06. When in position, the box can be lowered onto flat, firm, level ground.
07. Reverse the forklift back and clear of the box.
08. To open the door, unlock both locks and use the handle to lift the door up and over, taking advantage of the gas struts.
09. Load the box with materials and close and lock the door for security measures.

GENERAL SAFETY INSTRUCTIONS

The equipment should be properly operated and maintained to keep it in a safe, efficient operating condition. Be sure that all fixings and components are free of mud or other matter that might cause issues hazardous to the operator, serviceman, or other personnel or equipment. Report all malfunctions to those responsible for maintenance, and do not operate the equipment until corrected. Normal service or maintenance performed as required can prevent unexpected and unnecessary downtime.

This operations manual describes general inspections, servicing and operation with the normal safety precautions required for normal servicing and operating conditions. It is not a guide, however, for abnormal conditions or situations, and therefore, servicemen and operators must be safety conscious and alert to recognise potential servicing or operating safety hazards at all times, and take necessary precautions to assure safe servicing and operation of the equipment.



M002
Refer to instructions manual



M004
Wear eye protection



M008
Wear safety footwear



M009
Wear protective gloves



M010
Wear protective clothing



M014
Wear head protection



M015
Wear high-visibility clothing

GENERAL NOTES

- Read this operations manual and learn the operating characteristics and limitations of the equipment. Know what operating clearances the machine requires.
- Read and understand all the safety signs prior to operation.
- If the safety signs are obstructed by dirt or debris, clean them using mild soap and water prior to operation.
- If the safety signs are damaged or illegible, replace them immediately, prior to operation.
- Be aware of operating hazards that weather changes can create on the job. Know proper procedures to follow when a severe rain or electrical storm strikes.
- Never attempt to operate or work on equipment when not feeling physically fit.
- Never wear loose clothing, rings, watches, heavy gloves etc., that might catch and result in injury.
- Know what safety equipment is required and use it. Such equipment may be: hard hat, safety glasses, reflector type vests, protective gloves and safety footwear.

TERMS & CONDITIONS

CONQUIP ENGINEERING GROUP STANDARD PRODUCT WARRANTY

01. COMMENCEMENT

1.1 This Warranty shall commence on the Commencement Date and shall continue until the earlier of:

- (a) the Expiry Date; or
- (b) the date on which it may be voided in accordance with clause 4.1(b)

when it shall terminate automatically without notice.

02. DUTY OF GOOD FAITH

2.1 The Purchaser shall in the exercise of its rights under this Warranty and in the compliance with its obligations under this Warranty be subject to and shall in all respects owe and comply with a duty of good faith to the Warrantor.

03. NATURE AND EXTENT OF COVER

3.1 Subject to clause 3.2 the Warrantor agrees and undertakes to the Purchaser that it shall be liable to the Purchaser under and in accordance with the terms of this Warranty in the event that:

- (a) prior to the Expiry Date the Purchaser shall notify a Warranty Claim to the Warrantor; and
- (b) the Equipment or any relevant part of the Equipment shall have become unusable as the result of defective material or defective workmanship prior to the Expiry Date.

3.2 The Warrantor’s obligation under clause 3.1 shall be expressly subject to the provisions of clauses 4, 5 and 6 and conditional upon the Purchaser’s compliance in full with the provisions of clause 7.

04. RESTRICTIONS

4.1 The following restrictions apply to this Warranty:

- (a) This Warranty is personal to the Purchaser and neither the legal benefit nor legal burden of this warranty may be assigned or novated or otherwise transferred by the Purchaser to any other party. Any purported assignment, novation or transfer shall not be binding upon the Warrantor.
- (b) This Warranty shall be void in the event that the Purchaser:

- (i) cannot provide authentic and original documentary evidence that the Purchaser has during the period between the Commencement Date and the Expiry Date complied with the Maintenance and Servicing Requirements; and/or
- (ii) has, during the period between the Commencement Date and the Expiry Date, exceeded the Purchaser’s Usage Cycle Parameters; and/or
- (iii) has, during the period between the Commencement Date and the Expiry Date, exceeded the Purchaser’s Use Parameters; and/or
- (iv) has carried out, or procured the carrying out by any third party of, any repair to the Equipment or any part of the Equipment which is not an Authorised Repair; and/or
- (v) has operated the Equipment after having replaced any part of the Equipment with a part which has not been supplied and fitted by the Warrantor; and/or
- (vi) has modified the Equipment in any way prior to use.

05. EXCLUSIONS

5.1 The following are excluded from the scope of this Warranty:

- (a) Loss of and/ or damage to the Equipment or any part of it resulting from any collision between the Equipment and any other fixed or stationary or mobile object whatsoever, irrespective of whether that collision was or was not caused by the Purchaser; and/or
- (b) Loss of and/or damage to any personal property and/or possessions or other equipment not forming part of the Equipment but which is present in or about the Equipment; and/or
- (c) loss and/or damage which is covered by any other insurance policy taken out and maintained by the Purchaser or in respect of which the Purchaser has a contractual obligation to do so; and/or
- (d) loss and/or damage to the equipment which is consistent with the use by the Purchaser of the Equipment:
 - (i) in compliance with the Maintenance and Servicing Requirements; and
 - (ii) in compliance with the Usage Cycle Parameters; and
 - (iii) in compliance with the Use Parameters; and
 - (iv) having only carried out Authorised Repairs to the Equipment; and
 - (v) having all and any replacement parts fitted by the Warrantor; and
 - (vi) in unmodified form.

06. LIMITATION OF LIABILITY

6.1 The Warrantor’s liability to the Purchaser shall be limited as follows:

- (a) The Warrantor shall not in any circumstances be liable to the Purchaser for indirect and/or consequential and/or economic loss suffered and/or incurred as the case may be by the Purchaser; and
- (b) The Warrantor shall only be liable to the Purchaser for the reasonable and proper costs reasonably and properly incurred by the Purchaser directly in connection with the repair and/or replacement (at the Warrantor’s absolute discretion) of the Equipment or any part of the Equipment; and
- (c) The Warrantor’s liability to the Purchaser shall notwithstanding any other provision of this Warranty, not in any circumstances exceed the Purchase Price of the Equipment.

07. WARRANTY CLAIMS

7.1 The Purchaser shall in respect of any claim against the Warrantor under this Warranty and within 24 hours of the occurrence of the subject matter of the Warranty Claim:

- (a) Complete in full and submit to the Warrantor a Warranty Claim in the form annexed to Schedule 4;
- (b) Provide date stamped or date identifiable photographs evidencing the claim; and
- (c) Make the Equipment or the relevant part of the Equipment available to the Warrantor for inspection within 48 hours of notification of the relevant Warranty Claim.

08. ENTIRE AGREEMENT

8.1 This Warranty constitutes the entire agreement between the parties and supersedes and extinguishes all previous promises, assurances, warranties, representations and understandings between them, whether written or oral, relating to its subject matter.

8.2 Each party agrees that it shall have no remedies in respect of any statement, representation, assurance or warranty (whether made innocently or negligently) that is not set out in this Warranty. Each party agrees that it shall have no claim for innocent or negligent misrepresentation or negligent misstatement based on any statement in this Warranty.

No variation of this Warranty shall be effective unless it is in writing and signed by the parties (or their authorised representatives).

09. WAIVER

No failure or delay by a party to exercise any right or remedy provided under this Warranty or by law shall constitute a waiver of that or any other right or remedy, nor shall it prevent or restrict the further exercise of that or any other right or remedy. No single or partial exercise of such right or remedy shall prevent or restrict the further exercise of that or any other right or remedy.

10. SEVERANCE

10.1 If any provision or part-provision of this Warranty is or becomes invalid, illegal or unenforceable, it shall be deemed deleted, but that shall not affect the validity and enforceability of the rest of this Warranty.

10.2 If any provision or part-provision of this Warranty is deemed deleted under clause 10.1 the parties shall negotiate in good faith to agree a replacement provision that, to the greatest extent possible, achieves the intended commercial result of the original provision.

11. THIRD PARTY RIGHTS

11.1 This Warranty does not give rise to any rights under the Contracts (Rights of Third Parties) Act 1999 to enforce any term of this Warranty.

12. GOVERNING LAW

12.1 This Warranty and any dispute or claim (including non-contractual disputes or claims) arising out of or in connection with it or its subject matter or formation shall be governed by and construed in accordance with the law of England and Wales.

13. JURISDICTION

13.1 Each party irrevocably agrees that the courts of England and Wales shall have exclusive jurisdiction to settle any dispute or claim (including non-contractual disputes or claims) arising out of or in connection with this Warranty or its subject matter or formation.

DESIGN CONFORMITY (EC & UK)

(01) This certificate meets the requirements of the Machinery Directive 2023/42/EC of the European Parliament and Council.
(02) This certificate meets the requirements of the Supply of Machinery (Safety) Regulations 2008.

DETAILS

NAME & ADDRESS OF MANUFACTURER:

Conquip Engineering Group Ltd, Unit 4, Waterbrook Estate, Alton, Hampshire. GU34 2UD

NAME & ADDRESS OF PERSON TO COMPILE TECHNICAL FILE:

Name: Daniel Critchley
Address: Conquip Engineering Group, Unit 4, Waterbrook Estate, Alton, Hampshire. GU34 2UD

NAME & ADDRESS OF AUTHORISED REPRESENTATIVE IF ONE HAS BEEN MANDATED BY THE MANUFACTURER:

N/A

NAME, ADDRESS, AND IDENTIFICATION NUMBER OF THE NOTIFIED BODY (01) OR APPROVED BODY (02), WHERE APPLICABLE:

N/A

EQUIPMENT DESCRIPTION

PRODUCT CODE(S)	GENERAL DESCRIPTION	WORKING LOAD LIMIT
ST104-00198	Site Storage Box 198	N/A
ST104-00523	Site Storage Box 523	N/A
ST104-00572	Site Storage Box 572	N/A
ST104-00884	Site Storage Box 884	N/A
ST104-00950	Site Storage Box 950	N/A

HARMONISED STANDARDS & REGULATIONS

ITEM	CODE	DESCRIPTION
EC DIRECTIVE/REGULATION	2023/42/EC	Directive 2023/42/EC- new machinery directive
HARMONISED STANDARDS	BS EN ISO 12100:2010	Safety of machinery General principles for design Risk assessment and risk reduction
OTHER REGULATIONS	LOLER 1998	Lifting Operations and Lifting Equipment Regulations 1998 (LOLER)
	PUWER 1998	Provision and Use of Work Equipment Regulations 1998 (PUWER)

DECLARATION


PLACE OF DECLARATION:

Alton

DATE OF DECLARATION:

December 2025

I declare that the above equipment meets the Essential Health and Safety requirements of the
(01) Machinery Directive 2023/42/EC of the European Parliament and Council.
(02) Supply of Machinery (Safety) Regulations 2008 and Section 6 of the Health and Safety at Work Etc. Act 1974.

NAME:	POSITION:	SIGNATURE:
Daniel Critchley	Managing Director	

TALKING TO US IS EASY
WE'RE HERE TO HELP

Call us on 0333 300 3470
Email us at sales@cqegroup.com
www.cqegroup.com

