



# HOUSEBUILDERS



## YOUR #01 PARTNER

We provide high-quality products and solutions for housebuilders in the UK and across the globe. Our experienced, in-house engineering team can support you from the design phase, right through to a project's completion.

**START  
EXPLORING**



# POWERBRUSH FORKLIFT SWEEPER

Cleans, collects, suppresses dust.

- ✓ QUICK AND EASY TO USE
- ✓ DRIP FEED OR PRESSURISED WATER OPTIONS
- ✓ OPTIONAL KERB BRUSH AVAILABLE
- ✓ SAVE COST ON UNRELIABLE ROAD SWEEPER HIRE

Simple to use and inexpensive to maintain, the Powerbrush Forklift Sweeper keeps sites tidy and reduces dust pollution, creating a safer environment for site operatives and the general public.

**HYDRAULIC COUPLINGS:** Our team will confirm the type of hydraulic couplings to fit the machine on your site.



ITEM	CODE	LENGTH (mm)	WIDTH (mm)	HEIGHT (mm)	WEIGHT (kg)	TANK CAPACITY (litres)
Standard- Drip Feed	SA800-02100	2180	2340	1260	560	250
Pressurised Water Spray	SA800-02100	2180	2340	1260	560	250
Any + Kerb Brush	SA800-02100	2300	2700	1260	585	250




# BOOT WASH

Stand-alone boot washing station.

- ✓ SINGLE & TRIPLE BAY OPTIONS
- ✓ CONNECT 2 UNITS TOGETHER FOR LONGER STATION

The Boot Wash is designed to clean the footwear of site personnel or visitors before they enter clean zones, such as site cabins or newly constructed buildings.

ITEM	CODE	LENGTH (mm)	WIDTH (mm)	HEIGHT (mm)	WEIGHT (kg)
Single Bay	SS600-00001	660	520	1030	45
Triple Bay	SS600-00003	1560	520	1030	80



# FUEL ECO-HUB

Solar-powered, secure, central hub for refuelling.

- ✓ RECORDS FUEL USAGE DATA ONLINE
- ✓ PREVENTS FUEL THEFT
- ✓ IDEAL FOR REMOTE SITES

## DID YOU KNOW?

You can customise your Fuel Eco-Hub to suit your on-site needs:

- 3000-litre Fuel Tank.
- Electronic Tank Level Monitor.
- IBC for Ad Blue Storage.
- Electric Dispensing Pump for Ad Blue.



CODE	LENGTH (mm)	WIDTH (mm)	HEIGHT (mm)	WEIGHT* (kg)	FUEL BOWSER CAPACITY (litres)
ST140-16000	2940	2570	2830	2400*	2000*

\*Combined weight of the container and 2000-litre Fuel Bowser (empty) but this may be subject to change depending on your configuration.



LEARN MORE!



# WHEEL WASH

Cost-effective wheel cleaning system for construction sites.

The Wheel Wash is ideal for heavy machinery and delivery or muck away vehicles, ensuring that local roads are kept clean and site roadways are clear of mud.

CODE	LENGTH (mm)	WIDTH (mm)	HEIGHT (mm)	WEIGHT (kg)	WLL* (kg)
SS700-00044	19960	3100	1480	5550	44000

\*Working Load Limit



SEE IT IN ACTION!

# AUTOLOCK TIPPING SKIP

Easily transport waste material around site.

- ✓ SELF-TIPPING
- ✓ SAFE & FAST
- ✓ NEXT-DAY DELIVERY



### CUSTOMISE IT:

- Available in 500L or 1200L sizes.
- Add lifting eyes, castors, or both.
- Colour code for waste segregation.

ITEM	CODE	LENGTH (mm)	WIDTH (mm)	HEIGHT (mm)	WEIGHT (kg)	WLL* (kg)	CAPACITY (litres)
Standard Autolock 500	FA800-00500	1400	920	934	120	1000	500
Autolock with Castors 500	FA801-00500	1400	989	1023	165	1000	500
Cranelift Autolock 500	CA128-00500	1400	920	1050	120	1000	500
Cranelift Autolock with Castors 500	CA134-00500	1400	989	1138	170	1000	500
Standard Autolock 1200	FA800-01200	1818	1224	964	160	2000	1200
Autolock with Castors 1200	FA801-01200	1818	1224	1051	160	2000	1200
Cranelift Autolock 1200	CA128-01200	1818	1224	1078	160	1000	1200
Cranelift Autolock with Castors 1200	CA134-01200	1818	1224	1160	160	1000	1200

\*Working Load Limit



# BOAT SKIP

Heavy-duty, crane-lift skip for general muck and waste removal.



Designed for automatic emptying by the crane operator, the Boat Skip eliminates the need for an assistant to manually operate a release mechanism.

ITEM	CODE	LENGTH (mm)	LWB (mm)	WIDTH (mm)	HEIGHT (mm)	HWB (mm)	WEIGHT (kg)	WLL* (kg)	CAPACITY (litres)
Small	CA108-00500	1520	1690	1360	530	1410	130	1000	500
Small	CA108-00750	1595	1780	1710	560	1450	235	1500	750
Small	CA108-01000	1955	2135	1555	640	1720	255	2000	1000
Small	CA108-01500	2187	2390	1885	665	1815	425	3000	1500
Small	CA108-02000	2355	2555	1835	880	2180	540	4000	2000
Large	CA122-02000	2100	2580	1900	900	1676	860	4000	2000
Large	CA122-03000	2110	3110	1880	1345	2240	980	6000	3000
Large	CA122-04000	2550	3450	2265	1310	2250	1360	8000	4000
Large	CA138-06000	2830	-	2272	1436	2416	1800	12000	6000

LWB = Length with bale, HWB = Height with bale

\*Working Load Limit



# EXCAVATOR POURING BUCKET

Transports and pours concrete and other materials.

- ✓ COMPATIBLE WITH 5-50 TONNE EXCAVATORS
- ✓ FUNNELLED DESIGN FOR ACCURATE POUR
- ✓ FILL DIRECT FROM CONCRETE TRUCK
- ✓ PERFECT FOR FOUNDATION WORK

Ideal for housebuilding sites as excavators can access areas a concrete truck is unable to. Filled straight from the truck, it can pour foundations, columns, slabs and other applications.



CODE	LENGTH (mm)	WIDTH (mm)	HEIGHT (mm)	WEIGHT (kg)	WLL* (kg)	CAPACITY (litres)	COMPATIBILITY (tonne excavators)
EA014-00380	1520	640	1075	155	1000	380	5 - 9
EA014-00700	1775	1020	1210	450	2100	700	13 - 22
EA014-01200	2285	1320	1220	625	3600	1200	13 - 22
EA014-01300	2490	1450	1330	730	3900	1300	30 - 50

\*Working Load Limit



# EXCAVATOR FORKS

Transport materials and equipment around site.



- ✓ COMPATIBLE WITH 5-50 TONNE EXCAVATORS
- ✓ ENHANCED VISIBILITY
- ✓ FLOATING FORKS

The Excavator Forks are an excellent option for sites without a telehandler or where space and budget is restricted. Plus, the universal hitch accommodates a variety of pin centres.



CODE	LENGTH (mm)	WIDTH (mm)	HEIGHT (mm)	WEIGHT (kg)	WLL* (kg)	COMPATIBILITY (tonne excavators)
EA010-01000	1930	1010	540	195	1000	5 - 9
EA010-02500	2310	1225	620	375	2500	13 - 22
EA010-04000	2740	1390	745	540	4000	30 - 50

\*Working Load Limit



## BLOCK GRAB

Transports bricks and blocks around site.



CODE	LENGTH (mm)	WIDTH (mm)	INTERNAL HEIGHT (mm)	WEIGHT (kg)	WLL* (kg)
CA105-00800	1560	1200	800	250	1800
CA105-01000	1560	1200	1000	270	1800

\*Working Load Limit




## EXCAVATOR BUCKET BOX

Stillage for transporting buckets around site.



CODE	LENGTH (mm)	WIDTH (mm)	HEIGHT (mm)	WEIGHT (kg)	WLL* (kg)	COMPATIBILITY (tonne excavators)
EA019-02000	2200	2380	880	960	2000	13-22

\*Working Load Limit



SEE IT IN ACTION FOR AD BLY

## FORK EXTENSIONS

Extensions for the fork tines of a telehandler or forklift to move long or awkward loads.



CODE	LENGTH (mm)	WIDTH (mm)	HEIGHT (mm)	WEIGHT PER FORK (kg)	WLL* PER FORK (kg)
FA808-01800	1800	160	72	28	1000
FA808-02400	2400	160	72	38	1000

\*Working Load Limit

## FORKLIFT CRANE ARM

Converts a forklift into a mobile crane.



CODE	ITEM	CLOSED LENGTH (mm)	EXTENDED LENGTH (mm)	WIDTH (mm)	HEIGHT (mm)	WEIGHT (kg)	WLL* (kg)
FA807-05000	Adjustable	2347	3847	661	666	260	5000
FA811-03000	Fixed	2350	3850	685	500	180	3000

\*Working Load Limit

## NEXT-LEVEL SUPPORT

FOR YOU & YOUR PROJECT

- ✓ TAILORED SERVICE PLANS
- ✓ ALL SERVICING COMPLETED IN A SINGLE VISIT
- ✓ LOLER & POWER INSPECTIONS

### PLUS:

- Workshop repairs.
- Equipment recycling.
- Spare parts.



## GET IN TOUCH

Call us on 0333 300 3470  
Email us at [sales@cqegroup.com](mailto:sales@cqegroup.com)  
[www.cqegroup.com](http://www.cqegroup.com)



Copyright © 2023 Conquip Engineering Group. All Rights Reserved.



SEE HOW ELSE WE CAN HELP